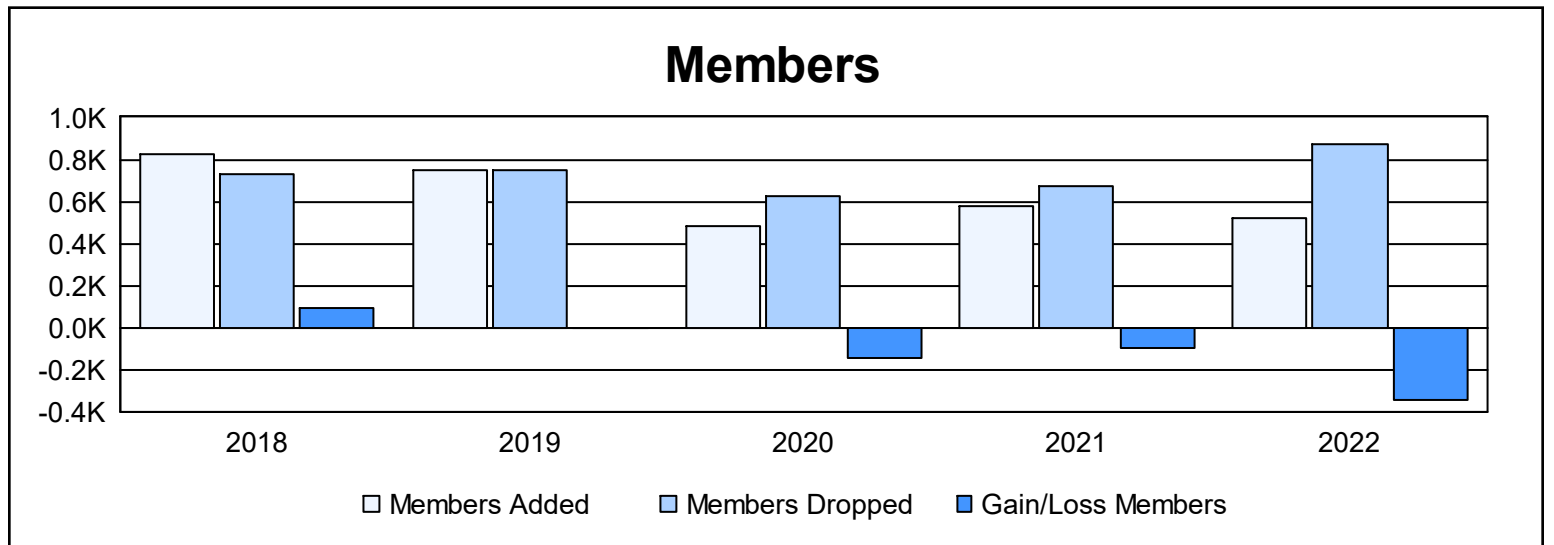
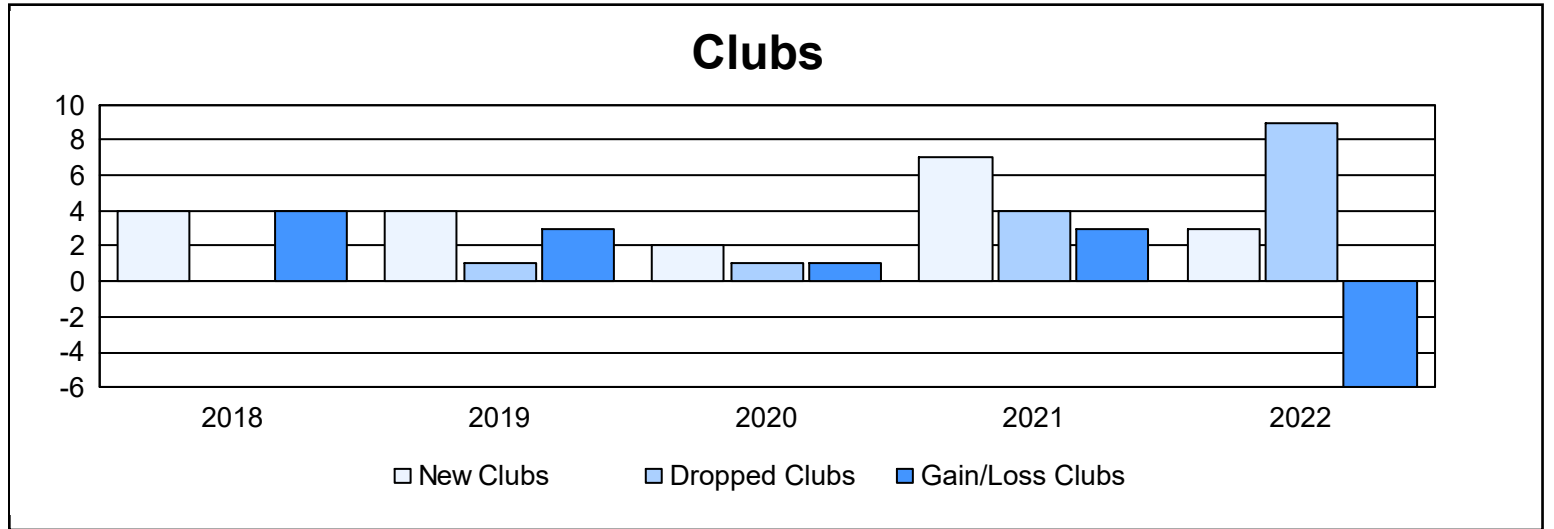
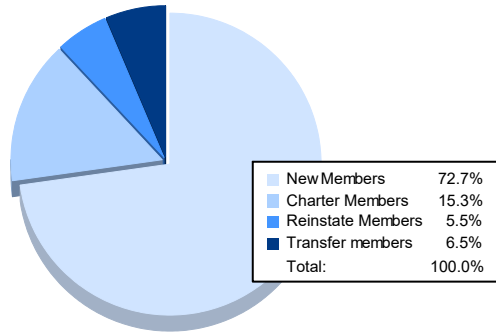


| Year           | New Clubs | Dropped Clubs | Gain/ Loss Clubs | New Members | Charter Members | Reinstate Members | Transfer Members | Total Member Added | Total Members Dropped | Gain/ Loss Members |
|----------------|-----------|---------------|------------------|-------------|-----------------|-------------------|------------------|--------------------|-----------------------|--------------------|
| 2017-2018      | 4         | 0             | 4                | 635         | 100             | 47                | 41               | 823                | 729                   | 94                 |
| 2018-2019      | 4         | 1             | 3                | 551         | 141             | 25                | 32               | 749                | 752                   | -3                 |
| 2019-2020      | 2         | 1             | 1                | 378         | 53              | 19                | 28               | 478                | 622                   | -144               |
| 2020-2021      | 7         | 4             | 3                | 375         | 172             | 13                | 18               | 578                | 673                   | -95                |
| 2021-2022      | 3         | 9             | -6               | 380         | 80              | 29                | 34               | 523                | 870                   | -347               |
| <b>Average</b> | <b>4</b>  | <b>3</b>      | <b>1</b>         | <b>464</b>  | <b>109</b>      | <b>27</b>         | <b>31</b>        | <b>630</b>         | <b>729</b>            | <b>-99</b>         |



### Membership Composition June 2022 Cumulative



### Gender Composition June 2022 Cumulative

